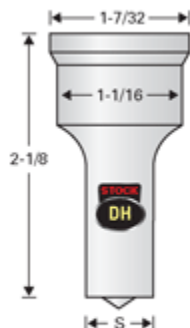


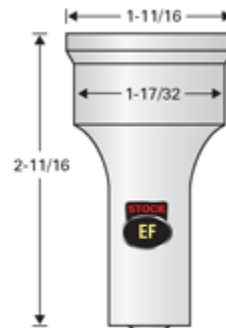
Piranha Tooling

Model	Uses Punch	Uses Die
P-2, P-3, P-36, P-40, P-50, P-65, PII-35, SEPP-35	DH	JB
P-4, P-70, P-90, P-110, P-120, P-140, PII-35, PII-65, PII-88, PII-110, PII-140, SEPP-35, SEPP-65, SEPP-88, SEP-120, SEPP-140	EF	JF
1-1/2 Oversized	EF	JF
28XX Oversized Attachments: 2-3/4, 3-3/4, 4-3/4, 5-3/4	28XX 59 STYLE 64 STYLE	28XX

Punches

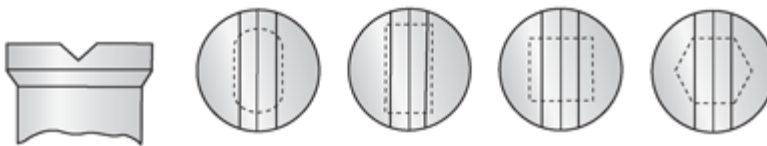


Sizes 1/8 to 1-1/8 Dia.



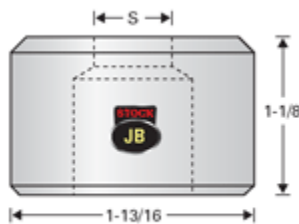
Sizes 1/8 to 1-9/16 Dia.

Please note: Keyways allow for the easy alignment of shaped punches. Piranha shaped punches are produced with a "V" groove keyway. If machine brand is not stated no keyway will be provided.

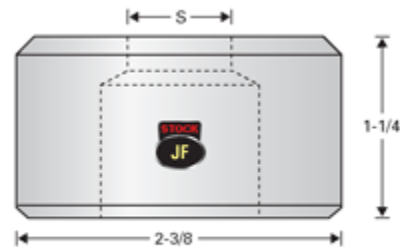


Orientation of standard keyways relative to shapes

Dies



Sizes 9/64 to 1-3/16 Dia.



Sizes 7/32 to 1-5/8 Dia.

Piranha Tooling

Please note: Whistle notches allow for the easy alignment of shaped dies. Piranha shaped dies are produced with a whistle notch. If machine brand is not stated no whistle notch will be provided.



Orientation of standard whistle notches relative to shapes